



DNH

HEAD OFFICE, NORWAY
DNH AS

Phone..... + 47 35 98 56 00
Fax..... + 47 35 98 56 10
E-mail..... dnh@dnh.no
Web-Site..... www.dnh.no

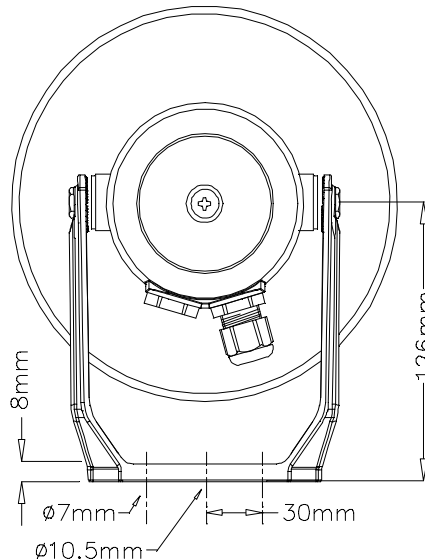
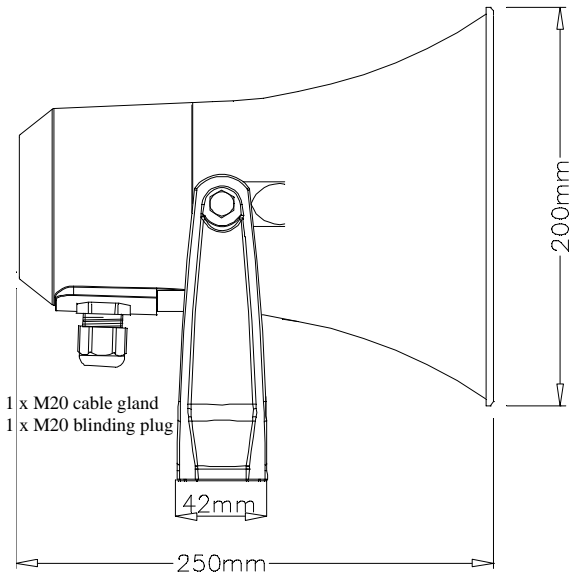
ENGLAND
DNH WW Ltd
Phone..... + 44 1908 275 000
Fax..... + 44 1908 275 100
E-mail..... dnh@dnh.co.uk

GERMANY
DNH GmbH
Phone... + 49 040 6569 30-0
Fax..... + 49 040 6569 30-30
E-mail..... dnh@dnh.de

USA
DNH Speakers Inc
Phone..... + 1 484 494 5790
Fax..... + 1 484 494 5793
E-mail..... dnh@dnhspeakers.com

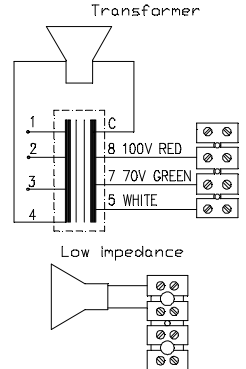
HP-15(T)

ISO 9001 CERTIFIED



All outside nuts and screws in stainless steel

CIRCUIT DIAGRAM



70/100 Volt combined transformer Primary connections	
White : Green	70 V
White : Red	100 V
Secondary nominal tapings	
C : 1	15,0 W
C : 2	7,5 W
C : 3	4,0 W
C : 4	2,0 W

Sound pressure levels at 1W/1m Ferit
SPL vs Freq



Specifications

Material / Color	ASA / RAL 7035
Mounting	Bracket
Termination	Screw connections
Weight w/transformer	1,4 kg
IP-rating	66 / 67
Max. / min. amb. temp	90°C / -50°C
Rated / max. power	15 W / 20 W
SPL 1W/1m	108 dB
SPL rated power	118 dB
Effective freq. range	330 – 8000 Hz
Dispersion (-6dB) 1kHz / 4kHz	130° / 33°
Directivity factor, Q 1kHz/4kHz	3,2 / 11
Options	Impedances, colors, labels

Installation, Operation and Maintenance Procedures

- Fasten loudspeaker to wall/ceiling with two screws through foot bracket.
- Remove lid by one screw, lead cable trough cable gland, select required tapping and connect to terminal 70V or 100V.
- Fasten lid with a torque of 1,5 Nm.
- To change the position of the loudspeaker, please adjust the bracket (by loosening / tightening the screws) as required. Available with stainless steel bracket.
- For optimum performance, always use the correct voltage / power and operate within the frequency limits as stated.
- Do not open loudspeaker when energized.
- This loudspeaker is supplied with two years warranty against defective workmanship.

DNH reserves the right to alter specifications without notice

